



Part I Crime - Comparison Report

Providence Police Department

Through 1/22/2017
Week 3

Citywide

4 Week Trend
12/26/2016 - 1/22/2017

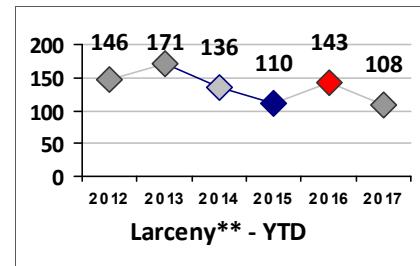
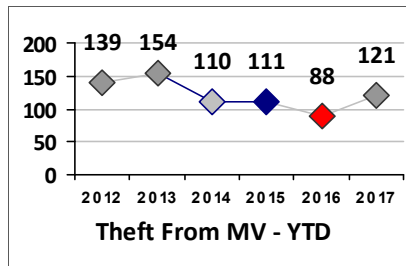
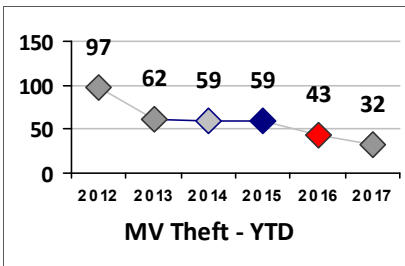
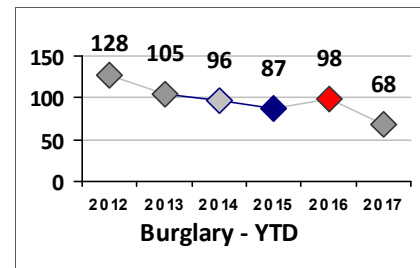
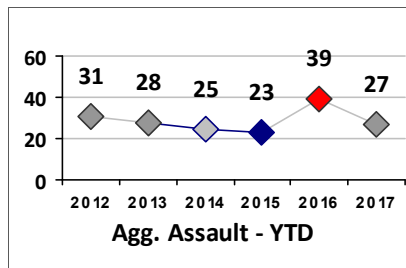
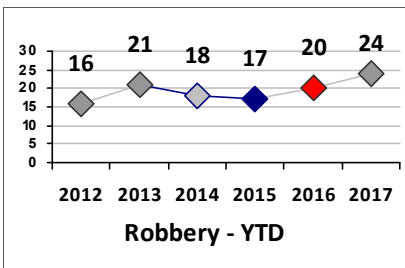
Past 28 Days
12/26/2016 - 1/22/2017

Year to Date
January 1 - January 22

Violent Crime	Current Week	Last Week	Wk 1	Wk 0	Past 28 Days	Past 28 Days LY	Chg.	2016	2015	Chg.	Wght. 5yr Avg	Chg.
	Homicide	0	0	0	0	0	0	0%	0	0	--	0
Sex Offenses, Forcible*	2	2	3	3	10	13	-23%	9	10	-10%	10	-10%
Robbery W Firearm	5	1	3	2	11	6	83%	9	4	125%	5	80%
Robbery Other	5	6	4	7	22	16	38%	16	15	7%	13	23%
Agg. Assault W Firearm	4	1	2	3	10	13	-23%	9	12	-25%	11	-18%
Agg. Assault	2	11	7	6	26	28	-7%	21	24	-13%	18	17%
Total	18	21	19	21	79	76	4%	64	65	-2%	57	12%

Property Crime	Current Week	Last Week	Wk 1	Wk 0	Past 28 Days	Past 28 Days LY	Chg.	2016	2015	Chg.	Wght. 5yr Avg	Chg.
	Burglary	26	24	18	31	99	117	-15%	70	96	-27%	97
MV Theft	14	7	11	14	46	47	-2%	35	41	-15%	56	-38%
Larceny from MV	46	42	33	40	161	110	46%	133	77	73%	107	24%
Larceny**	31	34	43	35	143	163	-12%	117	135	-13%	134	-13%
Total	117	107	105	120	449	437	3%	355	349	2%	394	-10%

Other Crime	Current Week	Last Week	Wk 1	Wk 0	Past 28 Days	Past 28 Days LY	Chg.	2016	2015	Chg.	Wght. 5yr Avg	Chg.
	Assault Other	43	46	25	32	146	139	5%	124	107	16%	109
Weapons Offenses	3	13	6	3	25	22	14%	22	16	38%	18	22%
Drugs	5	14	14	5	38	46	-17%	34	41	-17%	54	-37%
Vandalism	30	55	37	41	163	129	26%	132	85	55%	101	31%
Liquor Law Violations	5	2	0	1	8	10	-20%	8	10	-20%	4	100%
Total	86	130	82	82	380	346	10%	320	259	24%	286	12%



Figures are preliminary and subject to further analysis and revision

* Sex Offenses, Forcible includes forcible rape, forcible sodomy, forcible fondling, sexual assault with an object

** Larceny includes shoplifting, pickpocket, pursesnatch, from building, bicycles, motor vehicle parts or accessories, and other.



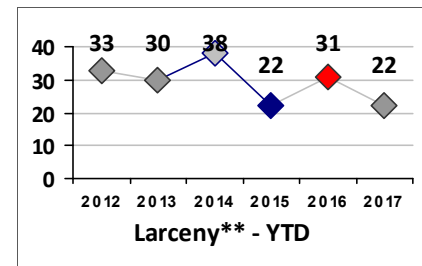
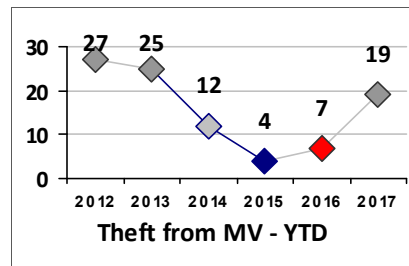
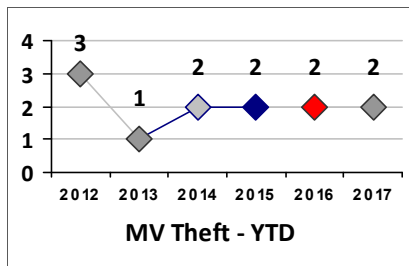
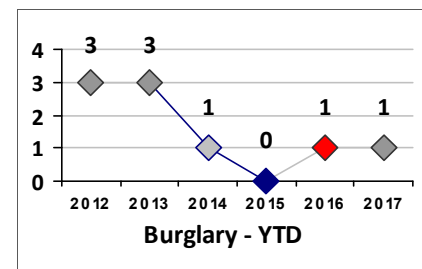
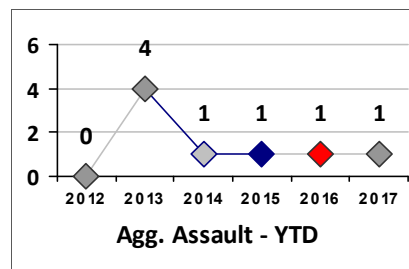
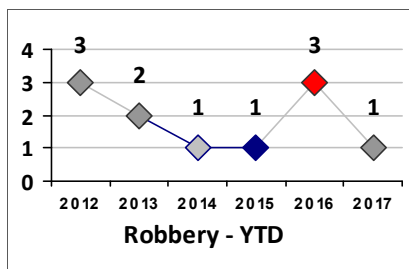
Part I Crime - Comparison Report

Providence Police Department

Through 1/22/2017
Week 3

District 1

	4 Week Trend 12/26/2016 - 1/22/2017				Past 28 Days 12/26/2016 - 1/22/2017			Year to Date January 1 - January 22			Wght. 5yr Avg	Chg.
	Current Week	Last Week	Wk 1	Wk 0	Past 28 Days	Past 28 Days LY	Chg.	2016	2015	Chg.		
Violent Crime												
Homicide	0	0	0	0	0	0	0%	0	0	0%	0	--
Sex Offenses, Forcible*	0	1	0	0	1	0	100%	1	0	100%	0	--
Robbery Other	1	0	0	2	3	2	50%	1	2	-50%	1	0%
Robbery W Firearm	0	0	0	0	0	1	-100%	0	1	-100%	0	--
Agg. Assault	0	0	1	0	1	1	0%	1	1	0%	1	0%
Agg. Assault W Firearm	0	0	0	0	0	0	0%	0	0	0%	0	--
Total	1	1	1	2	5	4	25%	3	4	-25%	3	0%
Property Crime												
Burglary	0	1	0	1	2	1	100%	1	1	0%	1	0%
MV Theft	0	2	0	0	2	2	0%	2	2	0%	2	0%
Larceny from MV	5	8	6	4	23	8	188%	19	7	171%	11	73%
Larceny**	6	8	8	8	30	34	-12%	23	30	-23%	30	-23%
Total	11	19	14	13	57	45	27%	45	40	13%	43	5%
Other Crime												
Assault Other	3	1	1	2	7	21	-67%	6	17	-65%	12	-50%
Drugs	0	2	0	0	2	8	-75%	2	7	-71%	6	-67%
Weapons Offenses	0	0	1	0	1	1	0%	1	1	0%	1	0%
Vandalism	8	5	3	3	19	7	171%	16	5	220%	9	78%
Liquor Law Violations	3	1	0	0	4	1	300%	4	1	300%	1	300%
Total	14	9	5	5	33	38	-13%	29	31	-6%	28	4%



Figures are preliminary and subject to further analysis and revision

* Sex Offenses, Forcible includes forcible rape, forcible sodomy, forcible fondling, sexual assault with an object

** Larceny includes shoplifting, pickpocket, pursesnatch, from building, bicycles, motor vehicle parts or accessories, and other.



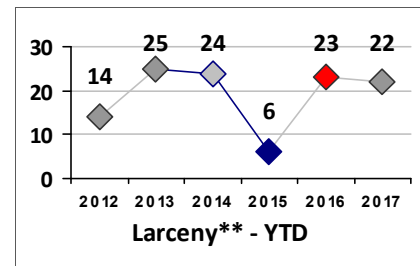
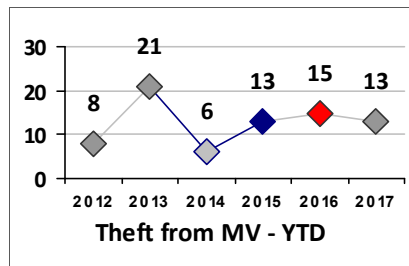
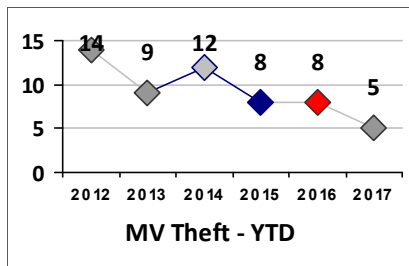
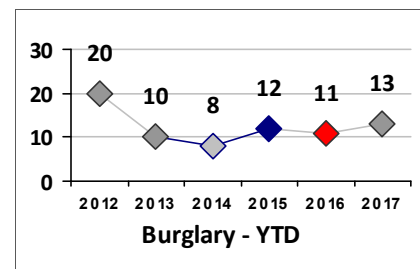
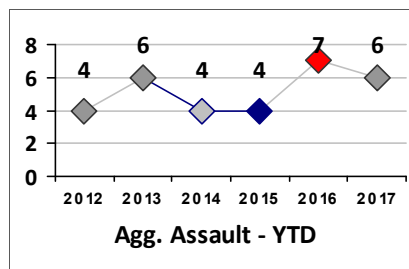
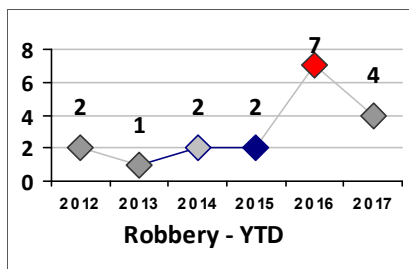
Part I Crime - Comparison Report

Providence Police Department

Through 1/22/2017
Week 3

District 2

	4 Week Trend 12/26/2016 - 1/22/2017				Past 28 Days 12/26/2016 - 1/22/2017			Year to Date January 1 - January 22			Wght. 5yr Avg	Chg.
	Current Week	Last Week	Wk 1	Wk 0	Past 28 Days	Past 28 Days LY	Chg.	2016	2015	Chg.		
Violent Crime												
Homicide	0	0	0	0	0	0	0%	0	0	0%	0	--
Sex Offenses, Forcible*	0	0	0	1	1	2	-50%	0	2	-100%	2	--
Robbery Other	0	0	1	2	3	5	-40%	2	5	-60%	3	-33%
Robbery W Firearm	2	1	0	1	4	1	300%	3	1	200%	1	200%
Agg. Assault	0	2	3	2	7	5	40%	5	4	25%	3	67%
Agg. Assault W Firearm	1	0	0	1	2	3	-33%	1	3	-67%	2	-50%
Total	3	3	4	7	17	16	6%	11	15	-27%	10	10%
Property Crime												
Burglary	7	5	1	4	17	16	6%	13	11	18%	11	18%
MV Theft	3	1	1	3	8	9	-11%	5	8	-38%	9	-44%
Larceny from MV	4	3	6	4	17	19	-11%	15	13	15%	12	25%
Larceny**	6	7	9	9	31	25	24%	25	20	25%	17	47%
Total	20	16	17	20	73	69	6%	58	52	12%	50	16%
Other Crime												
Assault Other	5	12	6	6	29	20	45%	25	15	67%	15	67%
Drugs	3	4	4	2	13	7	86%	11	6	83%	12	-8%
Weapons Offenses	0	1	1	1	3	6	-50%	2	2	0%	3	-33%
Vandalism	3	10	5	2	20	12	67%	19	9	111%	11	73%
Liquor Law Violations	0	0	0	0	0	1	-100%	0	1	-100%	0	--
Total	11	27	16	11	65	46	41%	57	33	73%	41	39%



Figures are preliminary and subject to further analysis and revision

* Sex Offenses, Forcible includes forcible rape, forcible sodomy, forcible fondling, sexual assault with an object

** Larceny includes shoplifting, pickpocket, pursesnatch, from building, bicycles, motor vehicle parts or accessories, and other.



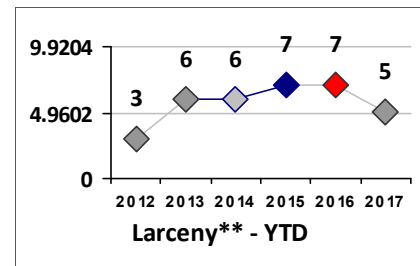
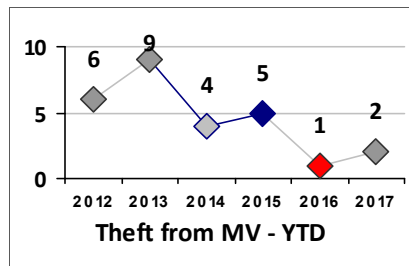
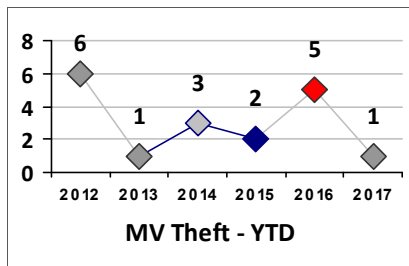
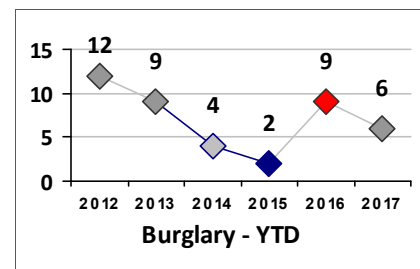
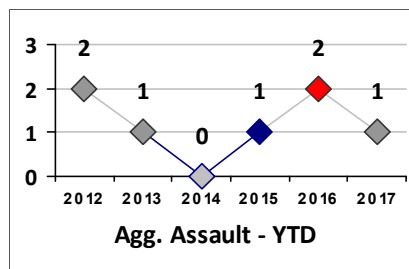
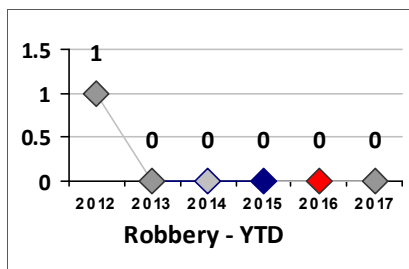
Part I Crime - Comparison Report

Providence Police Department

Through 1/22/2017
Week 3

District 3

	4 Week Trend 12/26/2016 - 1/22/2017				Past 28 Days 12/26/2016 - 1/22/2017			Year to Date January 1 - January 22			Wght. 5yr Avg	Chg.
	Current Week	Last Week	Wk 1	Wk 0	Past 28 Days	Past 28 Days LY	Chg.	2016	2015	Chg.		
Violent Crime												
Homicide	0	0	0	0	0	0	0%	0	0	0%	0	--
Sex Offenses, Forcible*	0	0	0	0	0	2	-200%	0	1	-100%	0	--
Robbery Other	0	0	0	1	1	0	100%	0	0	0%	0	--
Robbery W Firearm	0	0	0	0	0	0	0%	0	0	0%	0	--
Agg. Assault	1	0	0	1	2	1	100%	1	1	0%	1	0%
Agg. Assault W Firearm	0	0	0	0	0	1	-100%	0	1	-100%	1	--
Total	1	0	0	2	3	4	-25%	1	3	-67%	1	0%
Property Crime												
Burglary	3	2	1	1	7	9	-22%	6	9	-33%	6	0%
MV Theft	1	0	0	1	2	5	-60%	1	5	-80%	3	-67%
Larceny from MV	0	1	1	0	2	1	100%	2	1	100%	4	-50%
Larceny**	4	1	0	1	6	6	0%	6	6	0%	6	0%
Total	8	4	2	3	17	21	-19%	15	21	-29%	19	-21%
Other Crime												
Assault Other	4	8	0	1	13	5	160%	13	4	225%	7	86%
Drugs	0	1	4	1	6	1	500%	5	0	500%	4	25%
Weapons Offenses	0	1	0	0	1	1	0%	1	1	0%	1	0%
Vandalism	1	3	1	2	7	6	17%	5	6	-17%	8	-38%
Liquor Law Violations	0	0	0	0	0	0	0%	0	0	0%	0	--
Total	5	13	5	4	27	13	108%	24	11	118%	19	26%



Figures are preliminary and subject to further analysis and revision

* Sex Offenses, Forcible includes forcible rape, forcible sodomy, forcible fondling, sexual assault with an object

** Larceny includes shoplifting, pickpocket, pursesnatch, from building, bicycles, motor vehicle parts or accessories, and other.



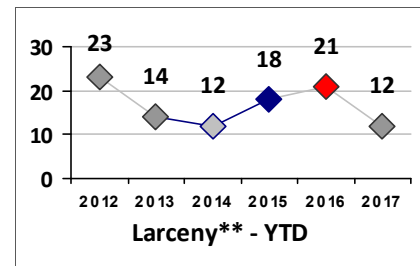
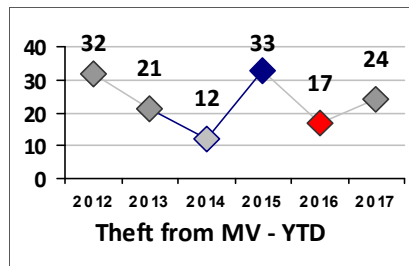
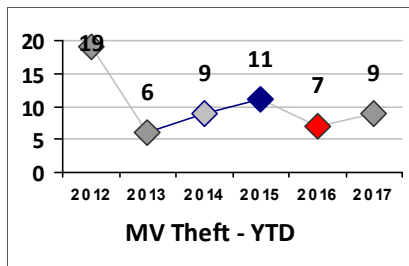
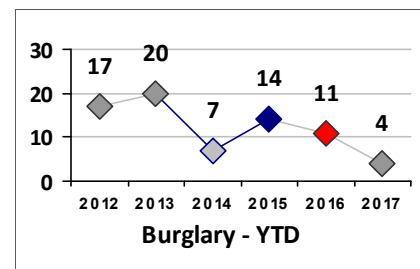
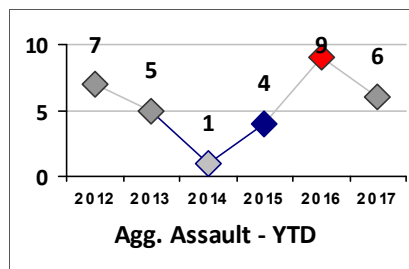
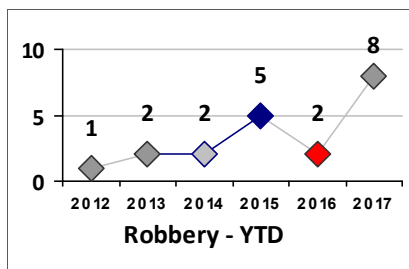
Part I Crime - Comparison Report

Providence Police Department

Through 1/22/2017
Week 3

District 4

	4 Week Trend 12/26/2016 - 1/22/2017				Past 28 Days 12/26/2016 - 1/22/2017			Year to Date January 1 - January 22			Wght. 5yr Avg	Chg.
	Current Week	Last Week	Wk 1	Wk 0	Past 28 Days	Past 28 Days LY	Chg.	2016	2015	Chg.		
Violent Crime												
Homicide	0	0	0	0	0	0	0%	0	0	0%	0	--
Sex Offenses, Forcible*	0	0	1	0	1	6	-83%	1	5	-80%	3	-67%
Robbery Other	2	5	0	1	8	2	300%	7	2	250%	2	250%
Robbery W Firearm	0	0	1	0	1	1	0%	1	0	100%	1	0%
Agg. Assault	0	4	1	0	5	6	-17%	5	6	-17%	4	25%
Agg. Assault W Firearm	0	0	1	0	1	4	-75%	1	3	-67%	1	0%
Total	2	9	4	1	16	19	-16%	15	16	-6%	10	50%
Property Crime												
Burglary	1	1	2	2	6	13	-54%	4	11	-64%	13	-69%
MV Theft	3	1	5	0	9	8	13%	9	7	29%	9	0%
Larceny from MV	9	12	3	11	35	23	52%	27	14	93%	21	29%
Larceny**	1	4	7	4	16	26	-38%	13	20	-35%	17	-24%
Total	14	18	17	17	66	70	-6%	53	52	2%	59	-10%
Other Crime												
Assault Other	7	5	6	3	21	22	-5%	18	20	-10%	18	0%
Drugs	0	0	1	0	1	11	-91%	1	11	-91%	9	-89%
Weapons Offenses	0	2	1	0	3	2	50%	3	1	200%	2	50%
Vandalism	5	12	2	8	27	13	108%	20	12	67%	15	33%
Liquor Law Violations	0	1	0	0	1	0	100%	1	0	100%	0	--
Total	12	20	10	11	53	48	10%	43	44	-2%	44	-2%



Figures are preliminary and subject to further analysis and revision

* Sex Offenses, Forcible includes forcible rape, forcible sodomy, forcible fondling, sexual assault with an object

** Larceny includes shoplifting, pickpocket, pursesnatch, from building, bicycles, motor vehicle parts or accessories, and other.



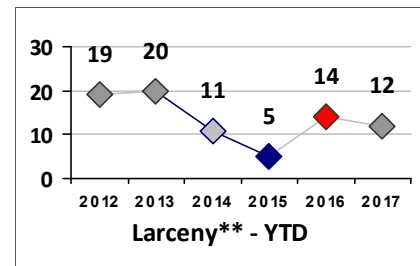
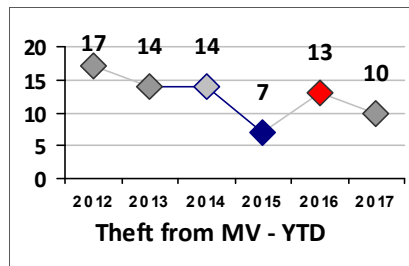
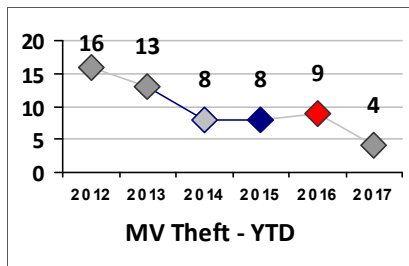
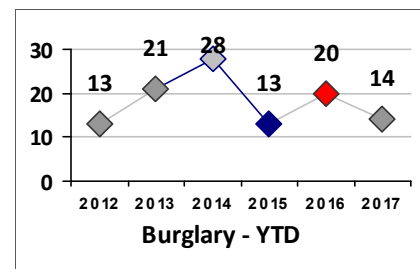
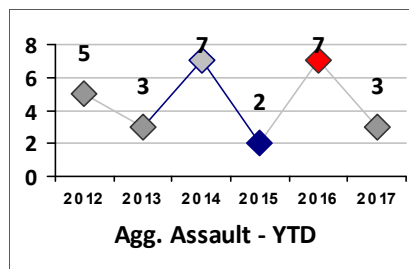
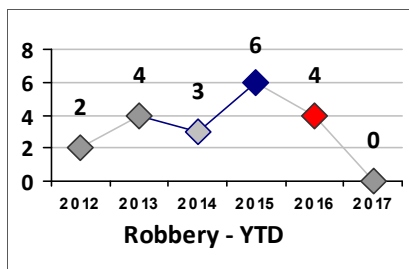
Part I Crime - Comparison Report

Providence Police Department

Through 1/22/2017
Week 3

District 5

	4 Week Trend 12/26/2016 - 1/22/2017				Past 28 Days 12/26/2016 - 1/22/2017			Year to Date January 1 - January 22			Wght. 5yr Avg	Chg.
	Current Week	Last Week	Wk 1	Wk 0	Past 28 Days	Past 28 Days LY	Chg.	2016	2015	Chg.		
Violent Crime												
Homicide	0	0	0	0	0	0	0%	0	0	0%	0	--
Sex Offenses, Forcible*	0	0	0	0	0	1	-100%	0	0	0%	1	--
Robbery Other	0	0	0	1	1	4	-75%	0	4	-100%	3	--
Robbery W Firearm	0	0	0	0	0	1	-100%	0	0	0%	2	--
Agg. Assault	0	0	0	0	0	6	-600%	0	5	-100%	3	--
Agg. Assault W Firearm	2	0	1	1	4	1	300%	4	1	300%	2	100%
Total	2	0	1	2	5	13	-62%	4	10	-60%	10	-60%
Property Crime												
Burglary	4	7	3	4	18	25	-28%	14	20	-30%	19	-26%
MV Theft	2	2	0	2	6	11	-45%	4	9	-56%	10	-60%
Larceny from MV	5	1	4	4	14	19	-26%	10	13	-23%	12	-17%
Larceny**	6	4	2	3	15	16	-6%	13	13	0%	12	8%
Total	17	14	9	13	53	71	-25%	41	55	-25%	52	-21%
Other Crime												
Assault Other	9	6	2	5	22	23	-4%	20	15	33%	15	33%
Drugs	0	3	2	2	7	14	-50%	5	14	-64%	11	-55%
Weapons Offenses	0	1	0	2	3	4	-25%	1	4	-75%	2	-50%
Vandalism	6	8	8	9	31	24	29%	23	16	44%	15	53%
Liquor Law Violations	0	0	0	0	0	0	0%	0	0	0%	0	--
Total	15	18	12	18	63	65	-3%	49	49	0%	42	17%



Figures are preliminary and subject to further analysis and revision

* Sex Offenses, Forcible includes forcible rape, forcible sodomy, forcible fondling, sexual assault with an object

** Larceny includes shoplifting, pickpocket, pursesnatch, from building, bicycles, motor vehicle parts or accessories, and other.



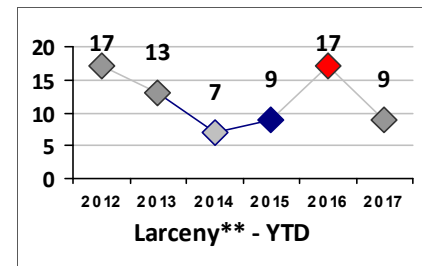
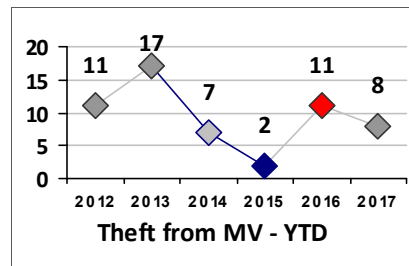
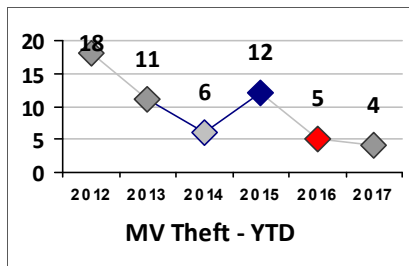
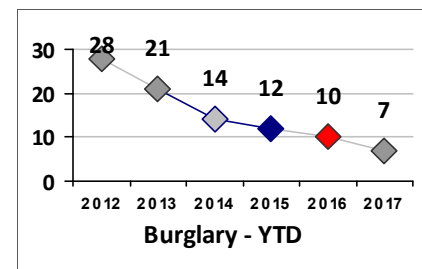
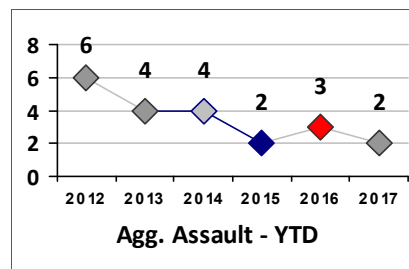
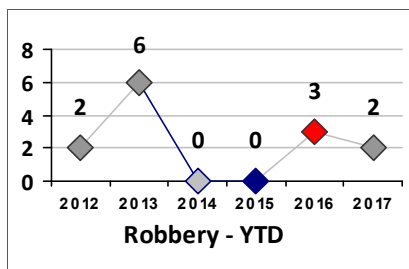
Part I Crime - Comparison Report

Providence Police Department

Through 1/22/2017
Week 3

District 6

	4 Week Trend 12/26/2016 - 1/22/2017				Past 28 Days 12/26/2016 - 1/22/2017			Year to Date January 1 - January 22			Wght. 5yr Avg	Chg.
	Current Week	Last Week	Wk 1	Wk 0	Past 28 Days	Past 28 Days LY	Chg.	2016	2015	Chg.		
Violent Crime												
Homicide	0	0	0	0	0	0	0%	0	0	0%	0	--
Sex Offenses, Forcible*	1	0	1	0	2	0	200%	2	0	200%	1	100%
Robbery Other	1	0	0	0	1	3	-67%	1	2	-50%	1	0%
Robbery W Firearm	1	0	0	0	1	1	0%	1	1	0%	1	0%
Agg. Assault	1	1	0	0	2	3	-33%	2	3	-33%	2	0%
Agg. Assault W Firearm	0	0	0	0	0	0	0%	0	0	0%	1	--
Total	4	1	1	0	6	7	-14%	6	6	0%	6	0%
Property Crime												
Burglary	3	3	1	3	10	14	-29%	7	10	-30%	14	-50%
MV Theft	3	0	1	2	6	4	50%	6	3	100%	8	-25%
Larceny from MV	2	2	4	5	13	10	30%	9	10	-10%	8	13%
Larceny**	2	1	6	7	16	21	-24%	9	17	-47%	12	-25%
Total	10	6	12	17	45	49	-8%	31	40	-23%	42	-26%
Other Crime												
Assault Other	5	3	3	5	16	13	23%	12	10	20%	15	-20%
Drugs	1	0	0	0	1	1	0%	1	1	0%	2	-50%
Weapons Offenses	1	0	0	0	1	1	0%	1	1	0%	5	-80%
Vandalism	2	5	3	3	13	29	-55%	11	11	0%	12	-8%
Liquor Law Violations	0	0	0	1	1	1	0%	1	1	0%	0	--
Total	9	8	6	9	32	45	-29%	26	24	8%	34	-24%



Figures are preliminary and subject to further analysis and revision

* Sex Offenses, Forcible includes forcible rape, forcible sodomy, forcible fondling, sexual assault with an object

** Larceny includes shoplifting, pickpocket, pursesnatch, from building, bicycles, motor vehicle parts or accessories, and other.



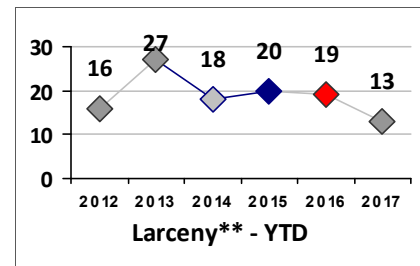
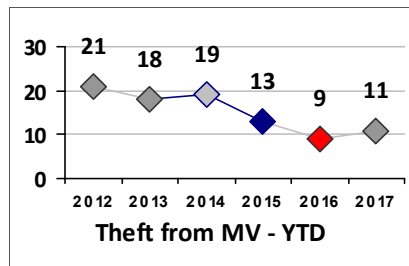
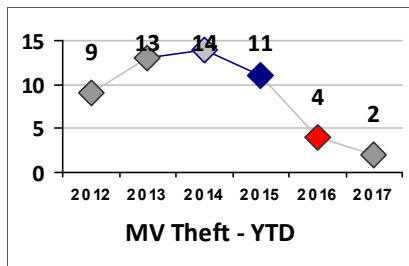
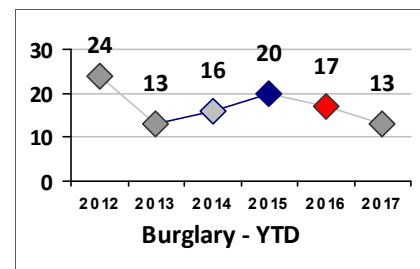
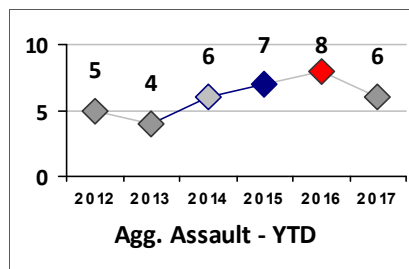
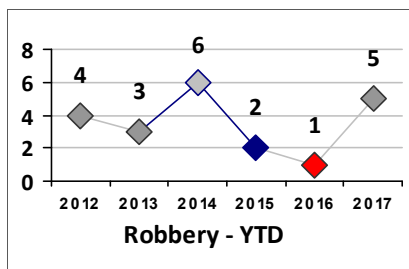
Part I Crime - Comparison Report

Providence Police Department

Through 1/22/2017
Week 3

District 7

	4 Week Trend 12/26/2016 - 1/22/2017				Past 28 Days 12/26/2016 - 1/22/2017			Year to Date January 1 - January 22			Wght. 5yr Avg	Chg.
	Current Week	Last Week	Wk 1	Wk 0	Past 28 Days	Past 28 Days LY	Chg.	2016	2015	Chg.		
Violent Crime												
Homicide	0	0	0	0	0	0	0%	0	0	0%	0	--
Sex Offenses, Forcible*	1	1	1	1	4	2	100%	4	2	100%	2	100%
Robbery Other	0	1	1	0	2	0	200%	2	0	200%	2	0%
Robbery W Firearm	1	0	2	1	4	1	300%	3	1	200%	1	200%
Agg. Assault	0	3	2	2	7	5	40%	6	3	100%	3	100%
Agg. Assault W Firearm	1	0	0	1	2	3	-33%	2	3	-33%	3	-33%
Total	3	5	6	5	19	11	73%	17	9	89%	10	70%
Property Crime												
Burglary	4	2	7	8	21	20	5%	14	16	-13%	17	-18%
MV Theft	0	1	1	5	7	5	40%	2	4	-50%	9	-78%
Larceny from MV	6	4	1	4	15	15	0%	12	8	50%	14	-14%
Larceny**	1	6	6	1	14	22	-36%	13	19	-32%	20	-35%
Total	11	13	15	18	57	62	-8%	41	47	-13%	60	-32%
Other Crime												
Assault Other	7	6	4	8	25	23	9%	19	18	6%	18	6%
Drugs	0	1	3	0	4	3	33%	4	2	100%	6	-33%
Weapons Offenses	1	1	2	0	4	7	-43%	4	6	-33%	4	0%
Vandalism	3	8	11	8	30	25	20%	24	18	33%	18	33%
Liquor Law Violations	2	0	0	0	2	7	-71%	2	7	-71%	2	0%
Total	13	16	20	16	65	65	0%	53	51	4%	49	8%



Figures are preliminary and subject to further analysis and revision

* Sex Offenses, Forcible includes forcible rape, forcible sodomy, forcible fondling, sexual assault with an object

** Larceny includes shoplifting, pickpocket, pursesnatch, from building, bicycles, motor vehicle parts or accessories, and other.



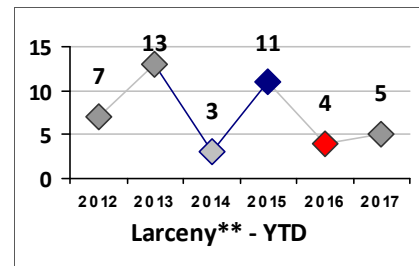
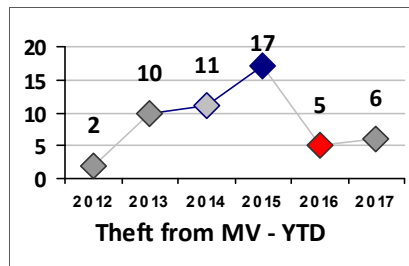
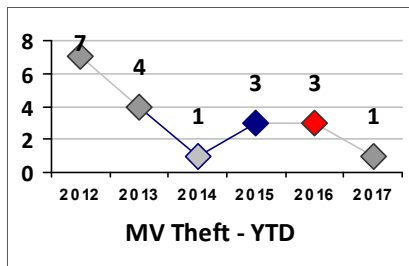
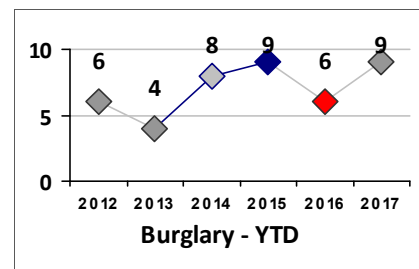
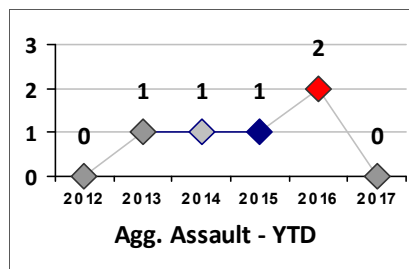
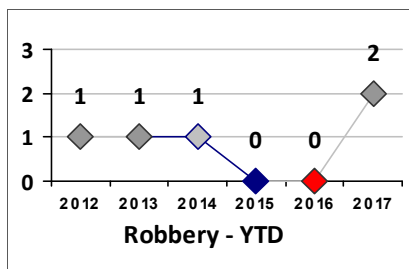
Part I Crime - Comparison Report

Providence Police Department

Through 1/22/2017
Week 3

District 8

	4 Week Trend 12/26/2016 - 1/22/2017				Past 28 Days 12/26/2016 - 1/22/2017			Year to Date January 1 - January 22			Wght. 5yr Avg	Chg.
	Current Week	Last Week	Wk 1	Wk 0	Past 28 Days	Past 28 Days LY	Chg.	2016	2015	Chg.		
Violent Crime												
Homicide	0	0	0	0	0	0	0%	0	0	0%	0	--
Sex Offenses, Forcible*	0	0	0	0	0	0	0%	0	0	0%	0	--
Robbery Other	0	0	2	0	2	0	200%	2	0	200%	0	--
Robbery W Firearm	0	0	0	0	0	0	0%	0	0	0%	0	--
Agg. Assault	0	0	0	1	1	1	0%	0	1	-100%	0	--
Agg. Assault W Firearm	0	0	0	0	0	1	-100%	0	1	-100%	1	--
Total	0	0	2	1	3	2	50%	2	2	0%	1	100%
Property Crime												
Burglary	4	3	2	4	13	7	86%	9	6	50%	7	29%
MV Theft	1	0	0	0	1	3	-67%	1	3	-67%	3	-67%
Larceny from MV	3	2	1	0	6	6	0%	6	5	20%	10	-40%
Larceny**	3	0	2	0	5	5	0%	5	4	25%	7	-29%
Total	11	5	5	4	25	21	19%	21	18	17%	26	-19%
Other Crime												
Assault Other	2	1	3	2	8	9	-11%	6	8	-25%	5	20%
Drugs	0	3	0	0	3	0	300%	3	0	300%	0	--
Weapons Offenses	0	3	0	0	3	0	300%	3	0	300%	0	--
Vandalism	1	1	0	1	3	7	-57%	2	6	-67%	8	-75%
Liquor Law Violations	0	0	0	0	0	0	0%	0	0	0%	0	--
Total	3	8	3	3	17	16	6%	14	14	0%	14	0%



Figures are preliminary and subject to further analysis and revision

* Sex Offenses, Forcible includes forcible rape, forcible sodomy, forcible fondling, sexual assault with an object

** Larceny includes shoplifting, pickpocket, pursesnatch, from building, bicycles, motor vehicle parts or accessories, and other.



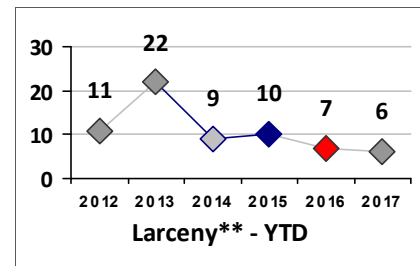
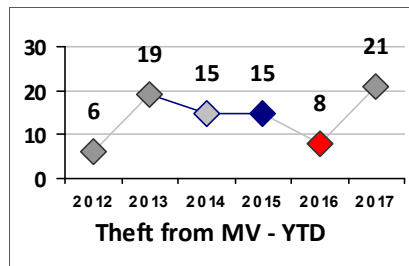
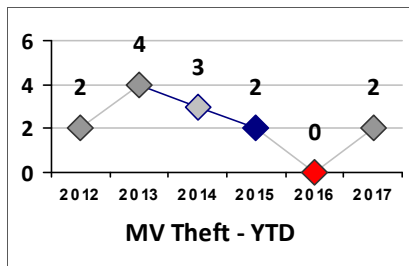
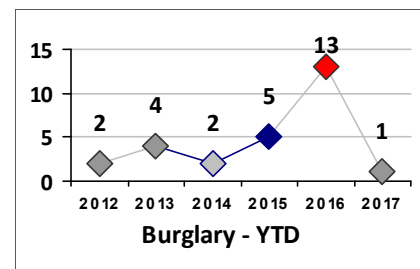
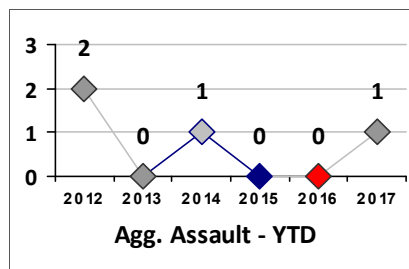
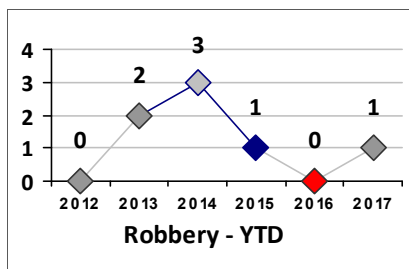
Part I Crime - Comparison Report

Providence Police Department

Through 1/22/2017
Week 3

District 9

	4 Week Trend 12/26/2016 - 1/22/2017				Past 28 Days 12/26/2016 - 1/22/2017			Year to Date January 1 - January 22			Wght. 5yr Avg	Chg.
	Current Week	Last Week	Wk 1	Wk 0	Past 28 Days	Past 28 Days LY	Chg.	2016	2015	Chg.		
Violent Crime												
Homicide	0	0	0	0	0	0	0%	0	0	0%	0	--
Sex Offenses, Forcible*	0	0	0	1	1	0	100%	1	0	100%	0	--
Robbery Other	0	0	0	0	0	0	0%	0	0	0%	1	--
Robbery W Firearm	1	0	0	0	1	0	100%	1	0	100%	0	--
Agg. Assault	0	0	0	0	0	0	0%	0	0	0%	0	--
Agg. Assault W Firearm	0	1	0	0	1	0	100%	1	0	100%	0	--
Total	1	1	0	1	3	0	300%	3	0	300%	1	200%
Property Crime												
Burglary	0	0	1	4	5	12	-58%	2	12	-83%	6	-67%
MV Theft	0	0	2	0	2	0	200%	2	0	200%	2	0%
Larceny from MV	8	7	6	7	28	6	367%	25	4	525%	11	127%
Larceny**	2	2	2	2	8	7	14%	7	6	17%	10	-30%
Total	10	9	11	13	43	25	72%	36	22	64%	29	24%
Other Crime												
Assault Other	1	1	0	0	2	1	100%	2	0	200%	3	-33%
Drugs	0	0	0	0	0	1	-100%	0	0	0%	1	--
Weapons Offenses	1	4	1	0	6	0	600%	6	0	600%	0	--
Vandalism	1	3	3	1	8	5	60%	8	1	700%	4	100%
Liquor Law Violations	0	0	0	0	0	0	0%	0	0	0%	0	--
Total	3	8	4	1	16	7	129%	16	1	1500%	8	100%



Figures are preliminary and subject to further analysis and revision

* Sex Offenses, Forcible includes forcible rape, forcible sodomy, forcible fondling, sexual assault with an object

** Larceny includes shoplifting, pickpocket, pursesnatch, from building, bicycles, motor vehicle parts or accessories, and other.